

**DESIGN GUIDELINES AND  
RULES AND REGULATIONS OF  
RED BARN METROPOLITAN  
DISTRICT**

*Adopted by the Board of Directors of the Red Barn Metropolitan District  
on December 7, 2023*

## **TABLE OF CONTENTS**

1	INTRODUCTION .....	5
	1.1 Basis for Rules and Regulations .....	5
	1.2 Definitions.....	5
	1.3 Contents of Rules .....	5
	1.4 Architectural Review Committee or Representative .....	5
	1.5 ARC Contact Information .....	5
	1.6 Effect of Declaration .....	5
	1.7 Effect of Governmental and Other Regulations .....	6
	1.8 Interference with Utilities.....	6
	1.9 Goal of Rules .....	6
2	PROCEDURES FOR ARC APPROVAL .....	7
	2.1 General.....	6
	2.2 Drawings or Plans .....	7
	2.3 Submission of Drawings and Plans .....	8
	2.4 Action by ARC .....	8
	2.5 Revisions and Additions to Approved Plans.....	8
	2.6 Completion of Work.....	8
	2.7 Requirements for Initial Installation of Backyard Fencing & Landscaping .....	9
	2.8 Inspection of Work.....	9
	2.9 Notice of Non-Compliance .....	10
	2.10 Correction of Non-Compliance .....	10
	2.11 Amendment.....	10
	2.12 Questions .....	10
3	SPECIFIC TYPES OF IMPROVEMENTS / SITE RESTRICTIONS .....	10
	3.1 General.....	10
	3.2 Accessory Buildings.....	11
	3.3 Additions and Expansions .....	12
	3.4 Address Numbers .....	12
	3.5 Air Conditioning Equipment .....	12
	3.6 Animals .....	13
	3.7 Antennae/Satellite Dishes.....	14
	3.8 Awnings.....	14
	3.9 Backyard Sport Pads .....	14
	3.10 Balconies.....	14

3.11	Barbecue/Gas Grills .....	14
3.12	Basketball Backboards .....	15
3.13	Birdbaths.....	15
3.14	Birdhouses and Bird Feeders.....	15
3.15	Carports.....	15
3.16	Clothes Lines and Hangers.....	15
3.17	Cloth or Canvas Overhangs.....	16
3.18	Decks .....	16
3.19	Dog Houses.....	16
3.20	Dog Runs .....	16
3.21	Doors .....	17
3.22	Drainage.....	17
3.23	Driveways .....	17
3.24	Evaporative Coolers.....	17
3.25	Exterior Lighting.....	18
3.26	Fences .....	18
3.27	Fire Pits.....	18
3.28	Firewood Storage .....	19
3.29	Flags/Flagpoles .....	19
3.30	Gardens – Flower or Vegetable.....	19
3.31	Gazebos.....	20
3.32	Grading and Grade Changes.....	20
3.33	Greenhouses.....	20
3.34	Hanging of Clothes .....	20
3.35	Hot Tubs and Jacuzzis.....	20
3.36	Kennels .....	20
3.37	Landscaping.....	20
3.38	Lights and Lighting.....	21
3.39	Nuisance	22
3.40	Ornaments/Art - Landscape/Yard.....	21
3.41	Overhangs/Sunshades/Awnings- Cloth or Canvas.....	22
3.42	Painting .....	22
3.43	Patio Covers.....	22
3.44	Patios - Enclosed.....	22
3.45	Patios - Open.....	22
3.46	Paving .....	23
3.47	Pipes.....	23

3.48	Play Structures and Sports Equipment.....	23
3.49	Playhouses .....	23
3.50	Poles.....	23
3.51	Ponds and Water Features .....	23
3.52	Pools .....	24
3.53	Radio Antennae.....	24
3.54	Radon Mitigation Systems .....	24
3.55	Roofing Materials.....	24
3.56	Rooftop Equipment.....	24
3.57	Satellite Dishes.....	25
3.58	Saunas .....	25
3.59	Screen Doors.....	25
3.60	Seasonal Decorations .....	25
3.61	Security Devices .....	25
3.62	Sheds.....	25
3.63	Shutters - Exterior .....	25
3.64	Siding.....	25
3.65	Signs .....	25
3.66	Solar Energy Devices.....	26
3.67	Spas.....	26
3.68	Statues or Fountains .....	26
3.69	Storage Sheds.....	26
3.70	Sunshades.....	26
3.71	Swamp Coolers .....	27
3.72	Swing Sets.....	27
3.73	Television Antennae.....	27
3.74	Tree Houses .....	27
3.75	Vanes .....	27
3.76	Vents .....	27
3.77	Walls.....	27
3.78	Walls, Retaining.....	27
3.79	Weather Vanes and Directionals .....	27
3.80	Wind Electric Generators .....	28
3.81	Windows Replacement.....	28
3.82	Windows: Tinting, Security Bars, Well Covers, etc.....	28
3.83	Xeriscape .....	28
4	EXHIBIT A: Required Fencing & Stain Formula .....	29

5 APPENDIX A: Architectural Review Request Form ..... 30

# **1 INTRODUCTION**

## **1.1 Basis for Design Guidelines and Rules and Regulations**

These Design Guidelines and Rules and Regulations (the “Guidelines”) are intended to assist Owners living in the name of district community (the “Community”). Pursuant to the Declaration of Covenants Conditions and Restrictions of Red Barn (“Declaration”), recorded at Reception No.4928188, The Red Barn Metropolitan District on October 27, 2023, (“The District”) is authorized to adopt design guidelines, rules, and regulations for the Community.

## **1.2 Definitions**

All capitalized words and phrases used in these Guidelines shall have the meaning provided in the Declaration unless otherwise defined herein.

## **1.3 Contents of Guidelines**

In addition to the introductory material, these Guidelines contain (A) a summary of procedures for obtaining approval from the ARC (see Section 2); and (B) a listing of specific types of improvements that Owners might wish to make with specific information as to each of these types of improvements (see Section 3).

## **1.4 Architectural Review Committee or Representative**

The ARC consists of persons, representatives or a committee appointed as provided in the Declarations to review requests for approval of architectural or site changes.

## **1.5 ARC Contact Information**

The contact information of the ARC, persons, committee or representative authorized to administer the architectural review process is:

COMPANY NAME	OFFICE	PHONE	E-MAIL
Public Alliance	405 Urban St. #310 Lakewood, CO 80228	720-213-6621	<a href="mailto:redbarn@publicallinancellc.com">redbarn@publicallinancellc.com</a>

## **1.6 Effect of Declaration**

The Declaration governs the Community. Each Owner should review and become familiar with the Declaration. Nothing in these Guidelines supersedes or alters the provisions or requirements of the Declaration and, if there is any conflict or inconsistency, the Declaration will control.

## **1.7 Effect of Governmental and Other Regulations**

Use of property within the Community and any Improvements must comply with any applicable building codes and other governmental requirements and regulations. Owners are encouraged to contact Weld County (“County”) and the Town of Mead (“Town”) for further information and requirements for any Improvements they wish to make.

**APPROVAL BY THE ARC DOES NOT CONSTITUTE ASSURANCE THAT IMPROVEMENTS COMPLY WITH APPLICABLE GOVERNMENTAL REQUIREMENTS OR REGULATIONS OR THAT A PERMIT OR APPROVALS ARE NOT ALSO REQUIRED FROM APPLICABLE GOVERNMENTAL BODIES.**

## **1.8 Interference with Utilities**

In making Improvements to property, Owners are responsible for locating all water, sewer, gas, electrical, cable television, or other utility lines or easements. Owners should not construct any Improvements over such easements without the consent of the utility involved, and Owners will be responsible for any damage to any utility lines. All underground utility lines and easements can be located by contacting:

**Utility Notification Center of Colorado  
1-800-922-1987 or 811**

## **1.9 Goal of Guidelines**

Compliance with these Guidelines and the provisions of the Declaration will help preserve the inherent architectural and aesthetic quality of the Community. It is the responsibility of the ARC to ensure that all proposed Improvements meet or exceed the requirements of these Guidelines and to promote the highest quality design for the neighborhood. It is important that Improvements to property be made in harmony with and not detrimental to the rest of the Community. A spirit of cooperation with the ARC and neighbors will go far in creating an optimum environment, which will benefit all Owners. By following these Guidelines and obtaining prior written approval for Improvements to property from the ARC, Owners will be protecting their financial investment and will help ensure that Improvements to property are compatible with standards established for the Community. If a question ever arises as to the correct interpretation of any terms, phrases or language contained in these Guidelines, the ARC’s interpretation shall be final and binding.

## **2 PROCEDURES FOR ARC APPROVAL**

### **2.1 General**

The procedures set forth in this Article 2 are intended to clarify the terms, provisions and requirements of Article 2 of the Declaration. In the event of any conflict between these

Guidelines and the Declaration, the terms of Article 2 in the Declaration shall control. As indicated in Section 3 of these Guidelines, there are some cases in which advance written approval of the ARC is not required so long as the Guidelines with respect to that specific type of Improvement are followed. In a few cases, as indicated in Section 3, a specific type of Improvement is not permitted under any circumstances. In all other cases, including Improvements not included in Section 3, advance, or prior written approval by the ARC is required before an Improvement to property is commenced.

## **2.2 Drawings or Plans**

Owners are required to submit to the ARC; (a) a completed Architectural Review Request Form (“ARR”), which forms are available from the person or entity listed in Section 1.5, and on the District Website at RedBarnMD.org and (b) complete plans and specifications, in duplicate, (said plans and specifications to show exterior design, height, materials, color, location of the structure or addition to the structure, plotted horizontally and vertically, location and size of driveways, general plan of landscaping, fencing, walls, windbreaks and grading plan, as well as such other materials and information as may be required) prior to commencement of work on any Improvement to property. In most cases, the materials to be submitted will *not* have to be professionally prepared by an architect, a landscape architect, or draftsman, and a simple drawing with dimensions and description will be sufficient. In the case of major improvements, such as room additions, structural changes or accessory building construction, detailed plans and specifications, prepared by a licensed architect, may be required. Whether done by the Owner, or professionally, the following guidelines should be followed in preparing drawings or plans:

- A.** The drawing or plan should be done to scale and shall depict the property lines of your Lot and the outside boundary lines of the home as located on the Lot. If you have a copy of an improvement survey of your Lot obtained when you purchased it, this survey would be an excellent base from which to start.
- B.** Existing Improvements, in addition to your home, should be shown on the drawing or plan and identified or labeled. Such existing Improvements include driveways, walks, decks, trees, shrubs, fences, etc. The proposed Improvements should be shown on the plan and labeled. Either on the plan or on an attachment, there should be a brief description of the proposed Improvement, including the materials to be used and the colors. For Example: Redwood deck, ten (10) feet by twelve (12) feet with two inch by four inch (2”x4”) decking and natural stain.
- C.** The plan or drawing and other materials should include the name of the Owner, the address of the home, the lot, block and filing number of the Lot, and the e-mail address and telephone number where the Owner can be reached.
- D.** The proposed Improvements must take into consideration any existing easements, building location restrictions and sight distance limitations at intersections.
- E.** Owners should be aware that many Improvements require a permit from the County,



the Town or other governmental entity in addition to the ARC approval. The ARC reserves the right to require a copy of such permit as a condition of its approval. Approval by the ARC is not approval by any other entity.

- F. In some instances, elevation drawings of the proposed Improvement will be required. The elevation drawings should indicate materials.
- G. Photographs of existing conditions and of proposed materials and colors are encouraged to be included, and are helpful to convey the intended design, but should not be used solely to describe the proposed changes.

### **2.3 Submission of Drawings and Plans**

Two copies of the drawing or plans (minimum acceptable size 8.5" x 11") must be submitted to the ARC along with a completed ARR. Color photograph, brochures, paint swatches, etc. will help expedite the approval process. Specific dimensions and locations are required.

Any costs incurred by the ARC for review of submittals shall be borne by the Owner and shall be payable prior to final approval. Any reasonable engineering consultant fees or other fees incurred by the ARC in reviewing any submission will be assessed to the Owner requesting approval of the submission.

### **2.4 Action by ARC**

The ARC review plans as they are submitted for approval. The ARC may require submission of additional information or material, and the request will be deemed denied until all required information and materials have been submitted. The ARC will act upon all requests in writing within forty-five (45) days after the complete submission of plans, specifications, and other materials and information as requested by the ARC. If the ARC fails to review and approve in writing (which may be with conditions and/or requirements) or disapprove, any request for architectural approval within forty-five (45) days after the complete submission of the plans, specifications, materials and other information with respect thereto, such request is deemed disapproved by the ARC.

### **2.5 Revisions and Additions to Approved Plans**

Any revisions and/or additions to approved plans made by the Owner or as required by any governmental agency, must be re-submitted for approval by the ARC. The revised plans must follow the requirements as outlined above.

### **2.6 Completion of Work**

After approval (which may be with conditions and/or requirements) of any proposed Improvement by the ARC, the proposed Improvement shall be completed and constructed as promptly and diligently as possible, and in complete conformity with all conditions and requirements of the approval. Failure to complete the proposed Improvement within

one year from the date of the approval or such other date as may be set forth in the approval or as set forth in the Declaration (the "Completion Deadline"), shall constitute noncompliance; provided, however, that the ARC may grant extensions of time to individual Owners for completion of any proposed Improvements, either (a) at the time of initial approval of such Improvements, or (b) upon the request of any Owner, provided such request is delivered to the ARC in writing and the Owner is diligently prosecuting completion of the subject Improvements or other good cause exists at the time such request is made. Upon the completion of an Improvement, the Owner shall give a written "Notice of Completion" to the ARC. Until the date of receipt of such Notice of Completion, the ARC shall not be deemed to have notice of completion of any Improvement on which approval (which may be with conditions and/or requirements) has been sought and granted as provided in this Article.

## **2.7 Requirements for Initial Installation of Backyard Landscaping**

Within the time frames as hereinafter provided, subject to applicable "force majeure" delays as determined by the ARC, the Owner of each Unit (other than Developer or a Builder) shall install landscaping on all portion of the Unit which is not covered by a building or other Improvement, as well as on the tree lawn areas adjacent to such Unit, if applicable. The Owner of each Unit (other than Developer or a Builder) shall install landscaping on such Unit, and on adjacent tree lawn areas, within one hundred (180) days after acquisition of such Unit by such Owner, if said acquisition occurs between April 1 and July 31; or, by the following July 31, if such acquisition does not occur between April 1 and July 31.

Landscaping plans must be submitted to the ARC for review and approval (which may be with conditions and/or requirements), and such approval must be obtained prior to the installation of landscaping. Each Owner shall maintain all landscaping on such Owner's Unit, and on adjacent tree lawn areas, in a neat and attractive condition, including periodic and horticulturally correct pruning, removal of weeds and debris, and replacement of landscaping.

## **2.8 Inspection of Work**

The ARC, or its duly authorized representative, shall have the right to inspect any Improvement at any time, including before, during, to or after completion, in order to determine whether or not the proposed Improvement is being completed or has been completed in compliance with the approval granted pursuant to this Section. Such right of inspection terminates ninety (90) days after the ARC has received a Notice of Completion from the Owner and no action has been initiated by the ARC. Such notice of noncompliance must be given not later than sixty (60) days after (as applicable): (a) the ARC receives a Notice of Completion from the applicant, or (b) the ARC discovers any such noncompliance. The 90-day period to perform inspections after the ARC has received a Notice of Completion does not apply to or limit the right or authority of the ARC or the Board to enforce the Covenants of these Guidelines, including but not limited to the requirement pertaining to the maintenance of Improvements.

## **2.9 Notice of Non-Compliance**

If, as a result of inspections or otherwise, the ARC determines that any Improvement has been done without obtaining all required approvals (which may be with conditions and/or requirements), or was not done in substantial compliance with the approval that was granted, or has not been completed by the Completion Deadline, subject to any extensions of time granted pursuant to Section 2.6 hereof, then the ARC shall notify the District, and the District shall then notify the applicant in writing of the non-compliance (the “Notice of Non-Compliance”). The Notice of Non-Compliance shall specify the particulars of the non-compliance.

## **2.10 Correction of Non-Compliance**

If the ARC determines that non-compliance exists, the Person responsible for such non-compliance shall remedy or remove the same within not more than forty-five (45) days from the date of receipt of a “Notice of Non-Compliance”. If such Person does not comply with the ruling within such period, the ARC shall notify the District, and the District may, at its option and if allowed by applicable law, record a notice of non-compliance against the Lot on which the non-compliance exists, may impose fines, penalties and interest, may remove the non-complying Improvement, or may otherwise remedy the non-compliance in accordance with the Declaration and applicable law. The Person responsible for such non-compliance shall reimburse the District, upon demand, for all costs and expenses, as well as anticipated costs and expenses, with respect thereto.

## **2.11 Amendment**

These Guidelines may at any time, from time to time, be added to, deleted from, repealed, amended, and modified, reenacted, or otherwise changed by the ARC, with the approval of the Person authorized to appoint the ARC, as changing conditions and/or priorities dictate, in accordance with the Covenants.

## **2.12 Questions**

If you have any questions about the foregoing procedures, feel free to call the ARC at the phone number and address listed in Section 1.5 of these Guidelines.

# **3 SPECIFIC TYPES OF IMPROVEMENTS / SITE RESTRICTIONS**

## **3.1 General**

The following is a listing, in alphabetical order, of a wide variety of specific types of Improvements which Owners typically consider installing, with pertinent information as to each. Unless otherwise specifically stated, drawings or plans for a proposed Improvement must be submitted to the ARC and written approval of the ARC obtained before any Improvements are made. In some cases, where it is specifically so noted, an Owner may proceed with the Improvements without advance approval if the Owner follows the stated guideline. In some cases, where specifically stated, some types of Improvements are prohibited. ARC review and approval is required on any

external items not specifically listed below.

### **3.1.1 Variances**

Approval of any proposed plans by the granting of a variance from compliance with any of the provisions of these Guidelines is at the sole discretion of the ARC when circumstances such as topography, natural obstructions, unreasonable hardship, aesthetic or environmental considerations may require, as outlined in the Declarations. Any such variance granted is limited to the specific property, provision and instance covered by the variance, and does not waive any of the terms and provision the Covenants or these Guidelines as to any other Owner, Lot or Unit.

### **3.1.2 No Unsightliness**

No unsightly conditions, structures, facilities, equipment or objects, shall be so located on any Unit as to be visible from a street or from any other Unit.

### **3.1.3 Waivers; No Precedent**

The approval or consent of the ARC to any application for approval shall not be deemed to constitute a waiver of any right to withhold or deny approval or consent as to any application or other matters whatsoever, as to which approval or consent may subsequently or additionally be required. Nor shall any such approval or consent be deemed to constitute a precedent in any other matter.

### **3.1.4 Liability**

The ARC and the members thereof shall not be liable in damages to any person submitting requests for approval or for any approval, or failure to approve or disapprove in regard to any matter within its jurisdiction. The ARC shall not bear any responsibility for ensuring structural integrity or soundness of approved construction or modifications, or for ensuring compliance with applicable building codes and other governmental requirements. The ARC will not make any investigation into title, ownership, easements, rights-of-way, or other rights appurtenant to property with respect to architectural requests and shall not be liable for any disputes relating to the same.

## **3.2 Accessory Buildings**

Approval is required. Approval will be based upon, but not limited to, the following criteria:

- A.** Storage sheds and/or accessory buildings must be aesthetically compatible and consistent with the style and character of the home and other homes in the same general area of the Community. Storage sheds and/or any accessory buildings shall not be more than ten (10) feet by ten (10) feet, and shall not be more than eleven (11) feet high at the peak. The roof pitch must be complementary to the existing roof on the home, unless otherwise approved by the ARC. Such storage sheds and/or accessory buildings must be permanent in nature.

- B. Siding, roofing, paint and trim materials must match those on the home, unless otherwise approved by the ARC. Metal, plastic, PVC and other materials not consistent with original construction by the Builder are not permitted. TREX and engineered composite wood type products consistent with original Builder construction are permitted.
- C. Smaller Lots may not have a suitable location for a storage shed. In any case, no more than one (1) storage shed and one (1) playhouse (see Section 3.47, Playhouses) shall be permitted per Lot. The ARC, in reviewing and approving or denying an application for approval of a storage shed or accessory building, shall take into consideration lot size, square footage of the home, the existing grading, fence locations, landscape screenings, etc.
- D. Any utilities serving the storage shed or accessory building shall be underground.
- E. A playhouse or play structure shall not be considered an accessory building.
- F. Existing setbacks required of the home must be observed when placing storage sheds, accessory buildings, gazebos and playhouses. A copy of the home's plot plan filed with the location of the proposed accessory building is required with the ARR.

### **3.3 Additions and Expansions**

Approval is required. Additions or expansions must be constructed of wood, masonite, glass, brick, stone, or other material as used in construction of the exterior of the home. The design must be the same or generally recognized as a complimentary architectural style and meet all design guidelines as may be applicable. Colors must be the same as that of the residence. Patios may not be more than twenty five percent (25%) of the entire rear yard of the Lot unless otherwise approved by the ARC.

### **3.4 Address Numbers**

Approval is required to replace, alter or relocate existing address numbers, unless the address numbers are replaced using the same style, color and type of number currently on the residence.

### **3.5 Air Conditioning Equipment**

Approval is required for all air conditioning equipment including evaporative coolers (swamp coolers) and attic ventilators installed after the initial construction.

Approval is not required for replacement of existing air conditioning equipment with like equipment located in the same location as the equipment being replaced.

No heating, air conditioning, air movement (e.g. swamp coolers) or refrigeration equipment shall be placed or installed on rooftops, or extended from windows. Ground mounted or

exterior wall air conditioning equipment installed in the side yard must be installed in a manner so as to minimize visibility from the street and minimize any noise to adjacent property Owners.

### **3.6 Animals**

No animals, livestock (pigs, cattle, horses, goats, lamas, etc.), birds, poultry, reptiles or insects of any kind may be raised, bred, kept or boarded in or on the Units except as permitted by, and in compliance with, the ordinances of the Town. An Owner's right to keep household pets is coupled with the responsibility for collecting and properly disposing of any animal waste and to pay for all damage caused by such pets.

### **3.7 Antennae/Satellite Dishes**

#### **3.6.1 General Provisions**

"Permitted Antennas" are defined as (a) an antenna that is less than one meter in diameter and is used to receive direct broadcast satellite service, including direct-to-home satellite services, or is used to receive or transmit fixed wireless signals via satellite; (b) an antenna that is less than one meter in diameter and is used to receive video programming services via multipoint distribution services, including multichannel multipoint distribution services, instruction television fixed services, and local multipoint distribution services or is used to receive or transmit fixed wireless signals other than via satellite; (c) an antenna that is designed to receive broadcast television broadcast signals; or (d) other antennas that are expressly permitted under applicable federal statutes or regulations. In the event a Permitted Antenna is no longer expressly permitted under applicable federal statutes or regulations, such antenna will no longer be a Permitted Antenna for purposes of this Section. Installation of Permitted Antennas shall not require the approval of the ARC.

- A.** All Permitted Antennas shall be installed with emphasis on being as unobtrusive as possible to the Community. To the extent that reception is not substantially degraded or costs unreasonably increased, all Permitted Antennas shall be screened from view from any street and nearby Lots to the maximum extent possible, and placement shall be made in the following order of preference:
  - (1) Inside the structure of the house, not visible from the street
  - (2) Rear yard or side yard, behind and below the fence line
  - (3) Rear yard or side yard, mounted on the house, in the least visible location below roofline
  - (4) Side yard in front of wing fence, screened by and integrated into landscaping
  - (5) Back rooftop
  - (6) Front yard screened by and integrated into landscaping
  
- B.** If more than one (1) location on the Lot allows for adequate reception without imposing unreasonable expense or delay, the order of preference described above shall be used, and the least visible site shall be selected.

- C. Permitted Antennas shall not encroach upon common areas or any other Owner's property.

### **3.6.2 Installation of Antennae/Satellite Dishes**

- A. All installations must comply with all applicable building codes and other governmental regulations and must be secured so they do not jeopardize the safety of residents or cause damage to adjacent properties. Any installation must strictly comply with FCC guidelines.
- B. All Permitted Antennas shall be no larger, nor installed more visibly, than is necessary for reception of an acceptable signal.
- C. Owners are responsible for all costs associated with the Permitted Antenna, including but not limited to costs to install, replace, repair, maintain, relocate, or remove the Permitted Antenna, or for any damage to any persons or property.
- D. All cabling must be run internally when feasible, must be securely attached, and must be as inconspicuous as possible. Permitted Antennas, masts and any visible wiring may be required to be painted to match the color of the structure to which they are attached. The Owner should check with the installer/vendor for the appropriate type of paint.
- E. All other antennas, not addressed above, are prohibited.

### **3.8 Awnings**

Approval is required and Owners must comply with all requirements of the County and the Town. Awnings should be an integral part of the house or patio design. The color shall be complimentary to the exterior of the residence.

See Section 3.39, Overhangs/Sunshades/Awnings – Cloth or Canvas.

### **3.9 Backyard Sport Pads.**

Approval is required. Backyard, concrete pads for "sport" type courts must be approved by the ARC. The ARC will consider backyard sport courts based on pad size, Lot size and proximity to other Lots. Sport equipment installed or stored on or around the pad must be maintained at all times in a neat and clean manner.

### **3.10 Balconies**

See Section 3.17, Decks.

### **3.11 Barbecue/Gas Grills**

Approval is required for all permanent or built-in structures. Approval is not required for

portable units. All barbecue grills, smokers, etc. must be stored in the rear yard or within an enclosed structure, not visible from the front of the home.

### **3.12 Basketball Backboards**

**Approval is not required, subject to the following limitations. No basketball backboards shall be attached to the garage. Only portable basketball backboards shall be allowed if the following guidelines are met:**

- A. Portable units cannot be placed in the public rights of way, streets, sidewalks or street lawns.
- B. Location must be in the driveway, at least half of the length of the driveway away from the street, or in the side or rear yard.
- C. Portable basketball backboards may be left out when not in use only if the backboard, hoop, and net are in good repair. Portable basketball backboards that are not in good repair, including the hoop and net, must be stored out of sight when not in use and may not be left out for more than 24 hours.
- D. Permanent garage or pole mounted basketball hoops are not permitted.

### **3.13 Birdbaths**

Approval is not required, subject to the following limitations. Placement in front or side yard is not allowed. Birdbaths are only permitted in the rear yard.

See Section 3.66, Statues or Fountains.

### **3.14 Birdhouses and Bird Feeders**

Approval is not required, subject to the following limitations. If installed in the rear yard and the size is limited to one foot by two feet, no approval is required. No more than three of each of a birdhouse or bird feeder shall be installed on any Lot. Birdhouses or bird feeders may be mounted on a pole, provided the pole shall not exceed five (5) feet in height.

### **3.15 Carports**

Carports are not permitted.

### **3.16 Clothes Lines and Hangers**

Approval is not required, subject to the following limitations. Clotheslines may only be placed in the rear yard. Fixed clotheslines and hangers are not permitted. Temporary drying structures will be permitted so long as such structures are used solely in the rear yard of a lot and are immediately removed from sight after each use. Retractable clotheslines with permanent fixtures require approval.



### **3.17 Cloth or Canvas Overhangs**

See Section 3.39, Overhangs/Sunshades/Awnings – Cloth or Canvas.

### **3.18 Decks**

Approval is required. The deck must be harmonious (in configuration, detail, material and color) with the architecture of the house. Modifications or additions to Builder installed decks must incorporate the same materials, colors and detailing as the Builder's or approved existing deck. TREX or similar engineered composite wood type products are the preferred material for construction. Plastic, PVC or similar materials are prohibited.

The appropriate governmental permits are also required.

The deck should be located so as not to create an unreasonable level of noise for adjacent property Owners.

Changes in grade or drainage pattern must not adversely affect adjoining properties and shall comply with drainage change requirements of the Declaration.

Upper-level decks shall be attached directly to the house. Only ground level decks may be approved as freestanding decks. Decks shall not extend beyond the Lot boundaries into any common area. Depending on Lot location and orientation, decks should not project beyond the side walls of the house. The side walls of the house are defined as the major (structural) side walls and do not include bay windows, chimney enclosures, porches or other such projections. In certain situations, stairs and some portions of the deck may extend up to 4' beyond the side walls.

A solid trim board shall be provided on any open side of the deck to conceal the joists and cut ends of the decking. Underdeck screening should be compatible with the architecture of the house and deck. Any lattice must be properly framed and recessed.

Railings and other features such as privacy screens for attached housing must match the approved Builder design.

### **3.19 Dog Houses**

Approval is required. Dog houses are restricted to ten (10) square feet and must be located in a fenced back yard or dog run. Dog houses must be installed at ground level, and must not be visible above the fence. Dog houses must also match the colors and materials of the exterior of the home. Limit of one dog house per Lot.

### **3.20 Dog Runs**

Approval is required. Dog runs must be located in the rear or side yard, abutting the home and substantially screened from view by planting fast-growing or mature trees or shrubs.

Dog runs will be limited to two hundred (200) square feet, unless a variance is granted by the ARC. Dog run fences should be left natural in color and sealed to prevent weathering. Dog runs must be made of wood. The ARC may adopt approved heights, stains and configurations for fencing. Covers (ex: tarps, sheets, blankets, etc.) on dog runs are not allowed.

### **3.21 Doors**

Approval is not required for a replacement to an already existing exterior door to a home or an accessory building if the material matches or is similar to existing doors on the house and if the color is generally accepted as a complimentary color to that of existing doors on the house. Complimentary colors would be the body, trim or accent colors of the house or white (for storm/screen doors).

- A. Storm Doors. Approval is not required for storm doors as long as the door is complimentary with the color scheme of the home. Owners wishing to utilize a different color must first obtain approval.
- B. Security Doors and Windows. All security or security-type doors and windows must be approved prior to installation.

### **3.22 Drainage**

The Declaration requires that there be no interference with the established drainage pattern over any property. The established drainage pattern means the drainage pattern which exists at the time final grading of a Lot by the Declarant or a Builder is completed. When installing your landscaping, it is very important to insure that water drains away from the foundation of the house and that the flow patterns prevent water from flowing under or against the house foundation, walkways, sidewalks, and driveways into the street. The ARC may require a report from a drainage engineer as part of landscaping or improvement plan approval. Landscaping and all drainage from downspouts off the house should conform to the established drainage pattern. Sump pump drainage should be vented a reasonable distance from the property line, on the Owner's property, to allow for absorption. Adverse effects to adjacent properties, including District lands, sidewalks and streets, will not be tolerated.

### **3.23 Driveways**

Approval is required for any changes or alterations to driveways. This includes construction of a pull-off area to the side of the driveway and/or concrete driveway extensions. Only clear sealant may be used on the driveway (no colors) and Owners will be required to maintain the driveways against oil spills, spalling/peeling/etc.

### **3.24 Evaporative Coolers**

Approval is required. No rooftop or window mount installations are allowed. See Section 3.5, Air Conditioning Equipment.

### **3.25 Exterior Lighting**

See Section 3.37, Lights and Lighting.

### **3.26 Fences**

#### **3.25.1 General Statement**

Fences constructed by the Developer or Builder along or abutting property lines, arterial streets, collector streets, and local streets may not be removed, replaced, painted a different color or altered, including, adding a gate, without approval of the ARC. If any such fences constructed by the Developer or Builder which are located upon an Owner's property are damaged or destroyed, the Owner shall repair or recondition the same at the Owner's expense.

#### **3.25.2 Fence Designs**

All rear or side yard fences along property lines require approval of the ARC and shall comply with any fence specifications adopted by the ARC. Double fencing of property lines shall not be permitted.

#### **3.25.3 Maintenance/Staining**

All fences constructed on a Lot shall be maintained in good condition and repair by the Owner. All staining and sealing of fences will be in a color and in a manner approved by or adopted by the ARC. Fence stain required is stain color. Please see Exhibit A for formula details. The stain color is Behr Pewter ST-131

#### **3.25.4 Prior Approved Fencing**

Replacement of any existing fencing must comply with the then current guidelines or ARC adopted standards related to fencing.

#### **3.25.5 Pet Fencing**

Pet fencing may include any invisible fence on or within the perimeter boundary of an Owner's site per the above fencing standards. Wire mesh fencing may be permitted subject to ARC approval on the inside of ARC approved fencing.

See Section 3.18, Dog Houses and Section 3.19, Dog Runs.

### **3.27 Fire Pits**

Approval is required for all permanent or built-in structures. Approval is not required for portable units.

### **3.28 Firewood Storage**

All firewood must be located in the side or rear yard, must be neatly stacked, shall not be visible from any street or the ground level of any other Lot, and must not be located so as to block established drainage patterns.

### **3.29 Flags/Flagpoles**

Approval is required for any freestanding flagpole.

Approval is not required for flagpoles mounted to the front of the residence provided that the flags displayed thereon (if other than an American Flag) are temporary in nature and are only displayed on holidays or in celebration of specific events. They must not be placed earlier than thirty (30) days prior to the start of the particular holiday/event or celebration and must be removed no later than thirty (30) days following the particular holiday/event or celebration. Under no circumstance may the height of the flagpole exceed the height of the roofline of the residence. Flag size cannot exceed five (5) feet in length and three (3) feet in width.

American Flags: Owners shall be permitted to display an American flag in accordance with the Federal Flag Code and as follows:

- A.** The flag shall be no larger than three (3) feet by five (5) feet.
- B.** The flag may be displayed in a window or from a flagpole projecting horizontally from a location on the front of the dwelling.
- C.** Flags and/or flagpoles shall be replaced as necessary in order to prevent wear and tear.
- D.** Flags may not be illuminated without prior written approval of the ARC. Any request for lighting must detail the type and location of lighting. Lighting shall be placed so as not to disturb Owners of neighboring Lots.

An Owner or resident may display a service flag bearing a star denoting the Owner's or resident's or his family member's active or reserve U.S. military service during a time of war or armed conflict. The flag may be displayed on the inside of a window or door of the home on the Lot. The flag may not be larger than nine (9) inches by sixteen (16) inches.

### **3.30 Gardens – Flower or Vegetable**

Approval is not required for flower or vegetable gardens that do not exceed one hundred fifty (150) total square feet. All flower gardens must be weeded, cared for and maintained. Vegetable gardens shall be located in the rear or side yard.

### **3.31 Gazebos**

Approval is required. A gazebo must be an integral part of the rear yard landscape plan and must be similar in material and design to the residence. The color must be generally accepted as a complementary color to the exterior of the residence.

### **3.32 Grading and Grade Changes**

See Section 3.21, Drainage.

### **3.33 Greenhouses**

Approval is required. Generally, greenhouses are discouraged due to the extensive maintenance required. Approval will be based upon but not limited to general aesthetics, quality and permanence of materials used. Adequate screening will be required.

### **3.34 Hanging of Clothes**

See Section 3.15, Clothes Lines and Hangers.

### **3.35 Hot Tubs and Jacuzzis**

Approval is required. Hot tubs and Jacuzzis must be an integral part of the deck or patio area and of the rear yard landscaping, and be installed in such a way that it is not immediately visible to adjacent property Owners and that it does not create an unreasonable level of noise for adjacent property Owners. In some instances, additional plant material around the hot tub may be required for screening. Non-vegetative screening materials should match or complement the house or deck structure. Prefabricated hot tub enclosures will be evaluated on a case-by-case basis, and may require additional plant material screening.

### **3.36 Kennels**

Kennels are not permitted. Breeding or maintaining animals for a commercial purpose is prohibited.

Also see Section 3.19, Dog Runs.

### **3.37 Landscaping**

Within the time frames as hereinafter provided, subject to applicable "**force majeure**" delays as determined by the ARC, the Owner of each Unit (other than Developer or a

Builder) shall install landscaping on all portion of the Unit which is not covered by a building or other Improvement, as well as on the tree lawn areas adjacent to such Unit. The Owner of each Unit (other than Developer or a Builder) shall install landscaping on such Unit, and on adjacent tree lawn areas, within one hundred (180) days after acquisition of such Unit by such Owner, if said acquisition occurs between April 1 and July 31; or, by the following July 31, if such acquisition does not occur between April 1 and July 31.

Approval is required. All Owners must comply with any applicable landscaping requirements of the County and the Town. The plot plan of the residence and yard must be provided at a measurable scale. All organic materials (plants, shrubs, trees, etc.), building materials (stone, wood, edging, etc.), must be clearly labeled in detail.

The ARC may adopt approved landscape requirements and standards, and all new landscape installations and improvements must meet said requirements. Owners are responsible for compliance with all applicable laws.

Each Owner shall maintain all landscaping on such Owner's Unit, and on adjacent tree lawn areas, in a neat and attractive condition, including periodic and horticulturally correct pruning, removal of weeds and debris, and replacement of landscaping.

### **3.38 Lights and Lighting**

Approval is not required for replacing existing lighting, including coach lights, with the same or similar lighting style and color as originally installed.

Approval is required to modify or add exterior lighting.

Approval is required to install motion detector spotlights, spotlights, floodlights or ballasted fixtures (sodium, mercury, multi-vapor, fluorescent, metal halide, etc.).

- A.** Considerations will include, but may not be limited to, the visibility, style and location of the fixture.
- B.** Exterior lighting for security and/or other uses must be directed at the ground and house, whereby the light cone stays within the property boundaries and the light source does not cause glare to other properties (bullet type light fixtures are recommended).
- C.** Ground lighting along walks must be maintained in a working and sightly manner. Low- voltage or solar powered ground lighting fixtures which are typically affixed by stakes or similar posts are to be maintained in good aesthetic repair, be functional, not be a tripping or other physical hazard along pedestrian pathways, and remain generally vertical in their presentation.
- D.** Holiday lighting and decorations do not require approval. It is required that they not be installed more than thirty (30) days prior to the holiday. They shall be

removed within thirty (30) days following the holiday.

- E. Exterior eve/rake lighting systems such as Gemstone, Jellyfish, or other similar companies/products are not permitted.

### **3.39 Nuisances**

No nuisance is permitted which is visible within or otherwise affects any portion of the Property. A "nuisance" includes violation of Section 3.2 of the Declarations.

### **3.40 Ornaments/Art - Landscape/Yard**

Approval is not required for yard ornaments which are installed in the rear yard and which are of a height less than three (3) feet.

Up to three (3) small (less than 12 inches in height) front yard ornaments may be installed in the front yard without approval, as long as the ornament is installed at ground level and the color and design integrate into the landscape.

Approval is required for any other yard ornaments.

See Section 3.66, Statues or Fountains.

### **3.41 Overhangs/Sunshades/Awnings- Cloth or Canvas**

Approval is required. An overhang should be an integral part of the house or patio design. The color must be the same as, or generally recognized as, a complimentary color to the exterior of the residence. A swatch of material to be used must be provided with the review submittal.

See Section 3.41, Patio Covers.

### **3.42 Painting**

Approval is not required if color and/or color combinations are identical to the original manufacturer color established on the home and/or accessory improvement. Any changes to the color scheme must be submitted for approval and must conform to the general scheme of the Community.

### **3.43 Patio Covers**

Approval is required. Patio covers must be constructed of material consistent with the home and be similar or generally recognized as complementary in color to the colors on the house. Freestanding patio covers may be permitted as well as extensions of the roof.

### **3.44 Patios - Enclosed**

See Section 3.3, Additions and Expansions.

### **3.45 Patios - Open**

Approval is required. Open patios must be an integral part of the landscape plan and must be located so as not to create an unreasonable level of noise for adjacent property Owners. In some instances, additional plant material around the patio may be required for screening or integration into the landscape design. The patio and materials must be similar or generally accepted as a complementary color and design to the residence.

See Section 3.17, Decks.

### **3.46 Paving**

Approval is required, regardless of whether for walks, driveways, patio areas or other purposes, and regardless of whether concrete, asphalt, brick, flagstones, stepping stones, pre-cast patterned, or exposed aggregate concrete pavers are used as the paving material.

See Section 3.11, Driveways.

### **3.47 Pipes**

Approval is required for all exterior pipes, conduits and equipment. Adequate screening may also be required.

### **3.48 Play Structures and Sports Equipment**

Approval is required. Consideration will be given to adjacent properties (a minimum five (5) foot setback from the property line, is required for trampolines, swing sets, fort structures, etc.) so as not to create an undue disturbance. In some instances, additional plant material around the equipment may be required for screening. Wood structures must be constructed of pressure treated or other weather resistant materials. All play equipment must be maintained in a good and sightly manner. The use of multi-colored cloth/canvas tarps will not be approved. Height of any play structure or sports equipment may not exceed twelve (12) feet.

### **3.49 Playhouses**

Approval is not required if a structure is less than twenty four (24) square feet and less than six (6) feet high, from highest point to the ground.

Approval is required for structures greater than twenty four (24) square feet and/or greater than six (6) feet high, from the highest point to the ground.

See Section 3.2, Accessory Buildings.

### **3.50 Poles**

See Section 3.28, Flags/Flagpoles.



### **3.51 Ponds and Water Features**

Approval is required. Considerations by the ARC will include, but not be limited to, the following criteria:

- A. Must be integrated into landscape scheme.
- B. Setback shall be a minimum of five (5) feet from all property lines.
- C. Must not affect existing drainage on the lot or off the property.
- D. Must be maintained at all times.

### **3.52 Pools**

Approval is required. Pools must be placed in the rear yard and be an integral part of the deck or patio area. They should be located in such a way that they are not immediately visible to adjacent property Owners (i.e. screened with plant material). Above ground pools and temporary pools are prohibited. One (1) wading pool, if less than eighteen (18) inches high and eight (8) feet in diameter, per Lot, is permitted on a temporary basis (seasonally) without prior approval, if placed in the rear yard.

See Section 3.34, Hot Tubs and Jacuzzis.

### **3.53 Radio Antennae**

See Section 3.6, Antennae/Satellite Dishes.

### **3.54 Radon Mitigation Systems**

Approval is required. Equipment must be painted a color similar or generally accepted as complimentary to the exterior of the house. All equipment shall be installed so as to minimize its visibility.

### **3.55 Roofing Materials**

Approval is required for all roofing materials other than those originally used by the Builder. All buildings constructed on a Lot should be roofed with the same or greater quality and type of roofing material as originally used by the Builder.

Approval is not required for repairs to an existing roof with the same building material that exist on the building.

### **3.56 Rooftop Equipment**

Approval is required. Equipment must be painted a color similar or generally accepted as complimentary to the roofing material of the house. All rooftop equipment shall be installed so as to minimize its visibility.

See Section 3.64, Solar Energy Devices.

### **3.57 Satellite Dishes**

See Section 3.6, Antennae/Satellite Dishes.

### **3.58 Saunas**

See Section 3.2, Accessory Buildings.

### **3.59 Screen Doors**

See Section 3.20, Doors.

### **3.60 Seasonal Decorations**

Approval is not required if installed on a lot no more than forty-five (45) days before a holiday, provided that an Owner is keeping with the community standards, and provided that the decorations are removed within thirty (30) days after the holiday.

See Section 3.37, Lights and Lighting.

### **3.61 Security Devices.**

Approval is not required. Security devices, including cameras and alarms, must be selected, located and installed to be an integral part of the house and not distract from the home's architecture and appearance. Cameras and housing sirens, speaker boxes, conduits and related exterior elements should be unobtrusive and inconspicuous. Excepting doorbell cameras, such devices should be located where not readily visible and should be a color that blends with or matches the surface to which it is attached.

### **3.62 Sheds**

See Section 3.2, Accessory Buildings.

### **3.63 Shutters - Exterior**

Approval is required. Shutters should be appropriate for the architectural style of the home and be of the appropriate proportion to the windows they frame. Shutters should be the same color as the "accent" color of the home (typically the same as the front door or other accent details).

### **3.64 Siding**

Approval is required. Considerations for the siding shall include, but not limited to, material, color, style and whether it is appropriate for the style of home.

### **3.65 Signs**

Approval is not required for one (1) temporary sign advertising property for sale or lease or one (1) open house sign, which shall be no larger than five (5) feet in aggregate and which are conservative in color and style; one (1) yard/garage sale signs which is no larger than 36" x 48"; and/or burglar alarm notification signs, ground staked or window mounted which are no larger than 8" x 8" Such signs may be installed in the front yard or on the back yard fence of the Lot.

Political signs (defined as signs that carry a message intended to influence the outcome of an election, including supporting or opposing the election of a candidate, the recall of a public official, or the passage of a ballot issue) may be displayed within the boundaries of an Owner's or resident's Lot without approval. Political signs shall not exceed 36" by 48" in size. Political signs may be displayed no earlier than forty-five (45) days before and no later than seven (7) days after an election day.

Approval is required for all other signs. No lighted sign will be permitted unless utilized by the Developer and/or a Builder.

### **3.66 Solar Energy Devices**

Approval is required in order to review aesthetic conditions. Photovoltaic (PV) Solar panels must lay flat on the roof, meet all applicable safety, building codes and electrical requirements, including solar panels for thermal systems (solar water heaters). The ARC is allowed to request changes as long as they don't significantly increase the cost or decrease the efficiency of the proposed device and panels.

### **3.67 Spas**

See Section 3.34, Hot Tubs and Jacuzzis.

### **3.68 Statues or Fountains**

Approval is not required if statues or fountains are installed in the rear yard and are not greater than four (4) feet in height from the highest point, including any pedestal.

Approval is required if the statue or fountain is proposed for the front yard. Statue or fountain location in the front yard should be located close to the main entrance of the house.

See Section 3.12, Birdbaths and Section 3.38, Ornaments/Art – Landscape/Yard

### **3.69 Storage Sheds**

See Section 3.60, Sheds and Section 3.2, Accessory Buildings.

### **3.70 Sunshades**

See Section 3.39, Overhangs/Awnings – Cloth or Canvas and Section 3.41, Patio Covers.

### **3.71 Swamp Coolers**

See Section 3.5, Air Conditioning Equipment, Section 3.23, Evaporative Coolers, and Section 3.54, Rooftop Equipment.

### **3.72 Swing Sets**

See Section 3.46, Play Structures and Sports Equipment.

### **3.73 Television Antennae**

See Section 3.6, Antennae/Satellite Dishes.

### **3.74 Trash and Recycling Containers**

Trash and recycling containers, including trash bags used for overflow trash, cannot be placed at the curb until the day preceding the trash pick-up and must be removed by the end of the day following trash pickup. After pick up, trash containers must then be properly stored (appropriately “screened” from view).

### **3.75 Tree Houses**

Approval will not be granted. Tree houses are not permitted.

### **3.76 Vanes**

See Section 3.77, Weather Vanes and Directionals.

### **3.77 Vents**

See Section 3.54, Rooftop Equipment.

### **3.78 Walls**

See Section 3.25, Fences and Section 3.76, Walls, Retaining.

### **3.79 Walls, Retaining**

Approval is required except that an Owner may replace a builder-installed wall with like material.

New or old creosote treated timber railroad ties are prohibited.

### **3.80 Weather Vanes and Directionals**

Approval is required.

### **3.81 Wind Electric Generators**

Approval is required. In addition to ARC approval, windmills and any other type of fixture, which fall under the criteria of a wind generator, or are used to generate power etc., must meet the requirement of the C.R.S. 40-2-124 and any applicable regulations of the Colorado Public Utilities Commission. Any wind electric generator must be installed by a licensed contractor.

### **3.82 Windows Replacement**

Approval is required. Considerations will include, but may not be limited to, size, color, existing and proposed window style and style of home.

### **3.83 Windows: Tinting, Security Bars, Well Covers, etc.**

Approval is not required for window well covers that are manufactured with metal or plexiglass. All others will require ARC approval.

Approval is required for any visible window tinting. Highly reflective and/or dark tinting is considered too commercial for residential applications and is not permitted.

Approval is required for security bars and may not be approved on second story windows and other windows visible to the street.

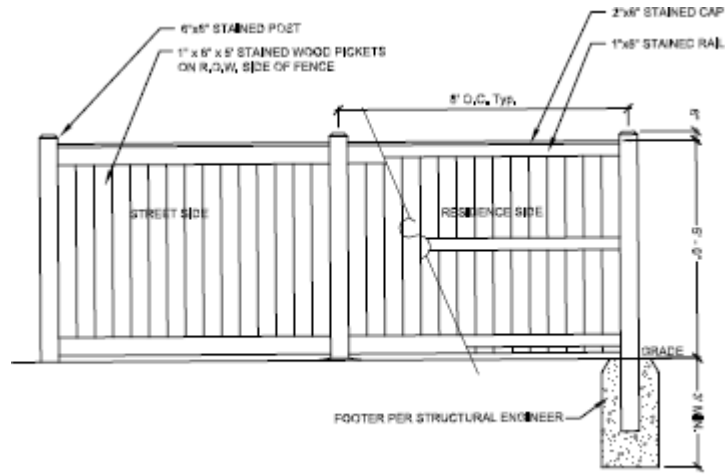
### **3.84 Xeriscape**

Approval is required. Using drought tolerant plantings and other water conservation methods of landscaping is encouraged; however, the design must be approved. Xeriscape uses much less water than typical suburban residential landscape, but it does not mean that large areas of river rock or mulch will be allowed in place of green, growing plant material. Approval is required for artificial turf in rear yards only. Artificial turf is not approved in front yards.


*Remainder of page intentionally left blank.*

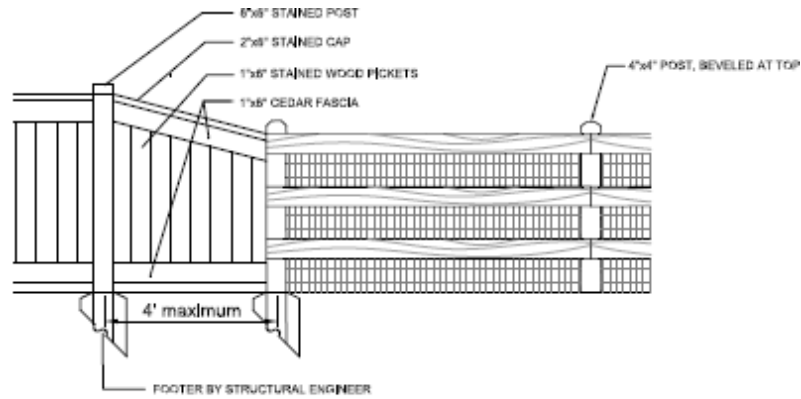
## EXHIBIT A – REQUIRED FENCING & STAIN FORMULA

The approved stain color for Red Barn is Behr Pewter ST-131



**5' WOODEN PRIVACY FENCE**

Not to scale  BEHR ST-131 PEWTER SEMI TRANSPARENT WOOD STAIN AND SEALER



**FENCE TRANSITION**

Not to scale

**APPENDIX A: Architectural Review Request Form**

**ARCHITECTURAL REVIEW REQUEST FORM**

FOR OFFICE USE ONLY

Date Received \_\_\_\_\_

Crucial Date \_\_\_\_\_

HOMEOWNER'S NAME(S): \_\_\_\_\_

ADDRESS: \_\_\_\_\_

EMAIL ADDRESS: \_\_\_\_\_

PHONE(S): \_\_\_\_\_

My request involves the following type of improvement(s):

- |                                      |  |  |   |
|--------------------------------------|--|--|---|
| <input type="checkbox"/> Landscaping | <input type="checkbox"/> Deck/Patio Slab | <input type="checkbox"/> Roofing                 | <input type="checkbox"/> Drive/Walk Addition  |
| <input type="checkbox"/> Painting    | <input type="checkbox"/> Patio Cover     | <input type="checkbox"/> Room Addition           | <input type="checkbox"/> Basketball Backboard |
| <input type="checkbox"/> Fencing     | <input type="checkbox"/> Other:          | <input type="checkbox"/> Accessory Building/Shed |   |

- Include two copies of your plot plans, and describe improvements showing in detail what you intend to accomplish (see Article 2 of the Design Guidelines and Rules and Regulations of District Name).
- Be sure to show existing conditions as well as your proposed improvements and any applicable required screening. Example: if you will be building a storage shed, be sure to indicate lot size, fence locations, dimensions, materials, any landscape or other screenings, etc. (see the Guidelines for requirement details for your specific proposed Improvement).

I understand that I must receive approval from the ARC in order to proceed with installation of Improvements if Improvements vary from the Guidelines and Regulations or, are not specifically exempt. I understand that I may not alter the drainage on my lot. I understand that the ARC is not responsible for the safety of Improvements, whether structural or otherwise, or conformance with building codes or other governmental laws or regulations, and that I may be required to obtain a building permit to complete the proposed Improvements. The ARC and the members thereof, as well as the District, the Board of Directors, or any representative of the ARC, shall not be liable for any loss, damage or injury arising out of or in any way connected with the performance of the ARC for any action, failure to act, approval, disapproval, or failure to approve or disapprove submittals, if such action was in good faith or without malice. All work authorized by the ARC shall be completed within the time limits established specified below, but if not specified, not later than one year after the approval was granted. I further understand that following the completion of my approved Improvement the ARC reserves to right to inspect the Improvement at any time in order to determine whether the proposed Improvement has been completed and/or has been completed in compliance with this Architectural Review Request.

Date: \_\_\_\_\_ Homeowner's Signature: \_\_\_\_\_

**ARC Action:**

- Approved as submitted
- Approved subject to the following requirements:
  
- Disapproved for the following reasons:

All work to be completed no later than: \_\_\_\_\_

DRC/ARC Signature: \_\_\_\_\_ Date: \_\_\_\_\_